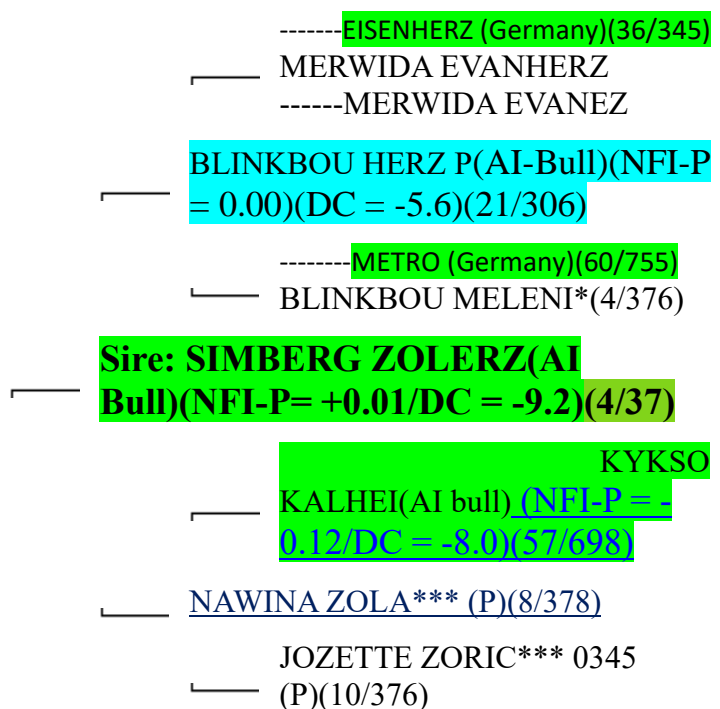
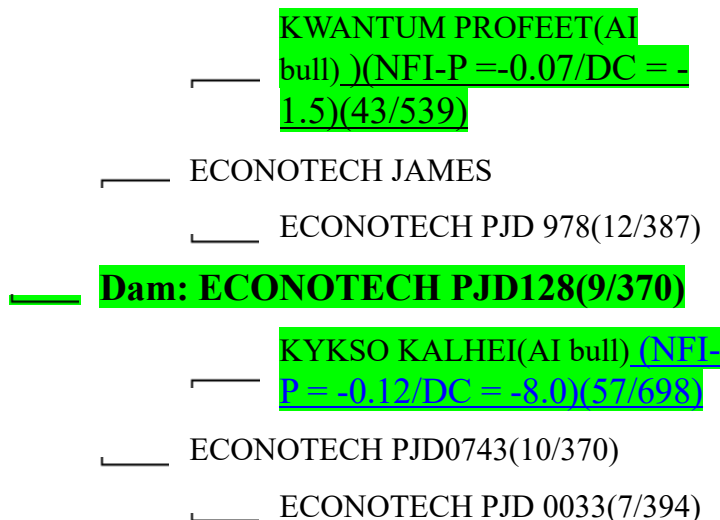


Simmentaler Animal Pedigree

ECONOTECH Dan S



Animal: ECONOTECH Dan S(DC = -.1)(2/59)

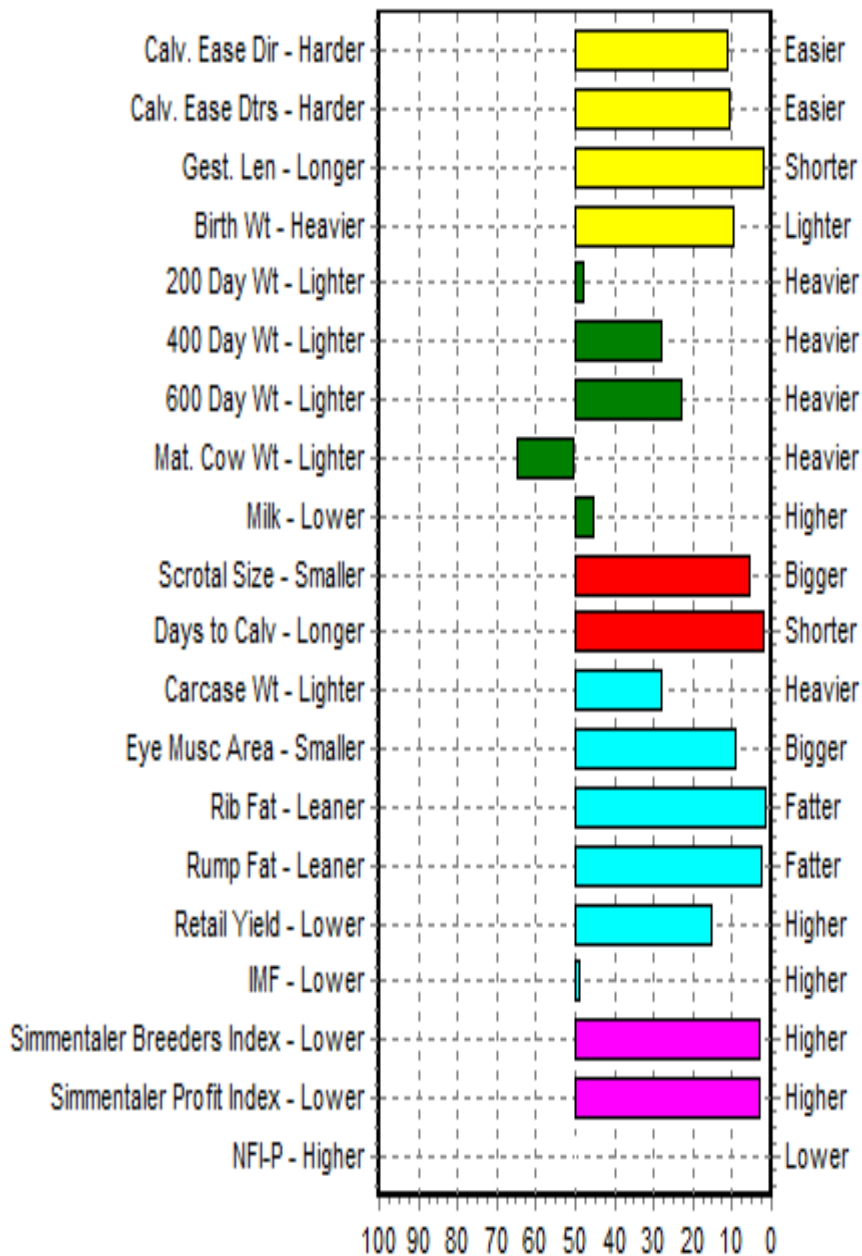


Note: COWS: (a/bbb)= number of calvings/Inter Calving Period (days)
Average of Econotech herd: ICP = 352

Note: SIRE: NFI-P= Net Feed Intake//DC = Days to Calving
(cc/ddd)= number of herds/number of calves sired

Simmentaler EBV Graph for **ECONOTECH DAN PJD1743**

EBV Percentiles for ECONOTECH ECONOTECH DAN



50th Percentile is the Breed Avg. EBVs for 2022 Born Calves

ECONOTECH Dan S	REPRODUCTION						GROWTH			REPRO
	CED	CEM	brt wght	milk	SS	DC	200days	400days	600days	MCW
PJD1743	4,4	2,8	0,2	5	1	-4,4	17	31	39	29
% SA 2022	15%	15%	10%	35%	5%	5%	50%	25%	25%	70%
SA 2022	0,5	0,7	1,6	5	0,3	-1	17	27	33	35

ECONOTECH Dan S	BODY CONDITION						ECONO INDEXES	
	EMA	RIB	RUMP	RBY	IMF	NFI=P	SBI	SPI
PJD1743	0,9	0,4	0,6	0,5	0,1		758	644
% SA 2022	10%	1%	5%	15%	30%		5%	5%
SA 2022	0,4	0	0,1	0,2	0,1	-0,03	494	478

ECONOTECH SIMMENTALER SEEDSTOCK PRODUCER: DAN PJD1743: Curve bender re Calving Ease, Reproduction and Growth

