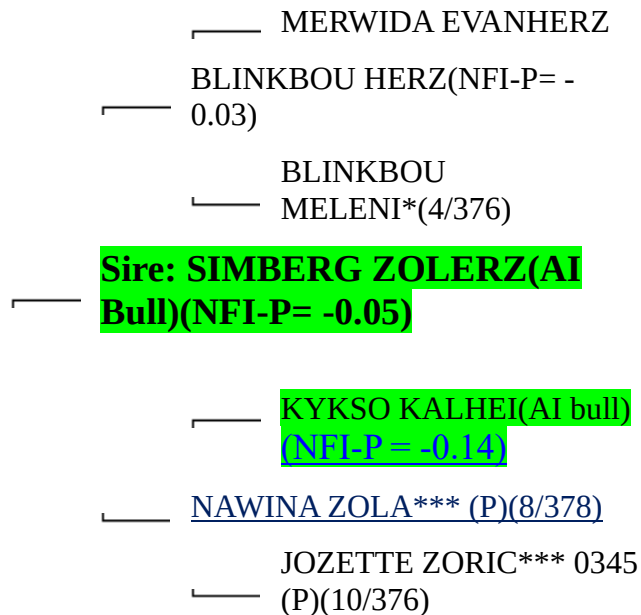


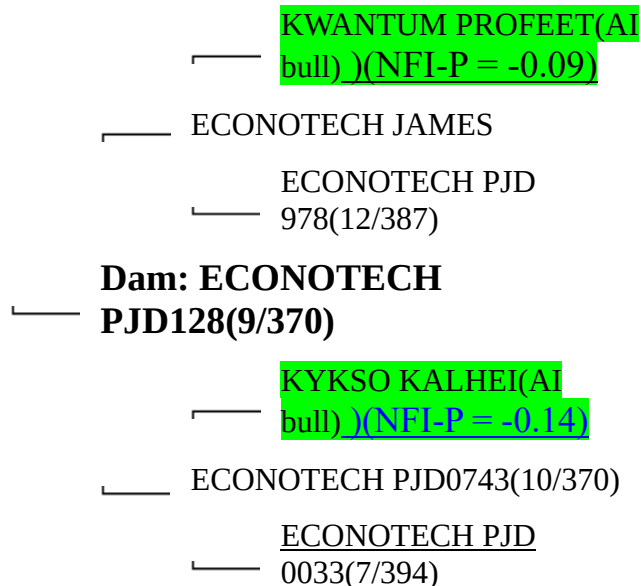
# ECONOTECH SIMMENTALER SEEDSTOCK PRODUCER

## Simmentaler Animal Pedigree

### ECONOTECH Dan



### Animal: ECONOTECH Dan



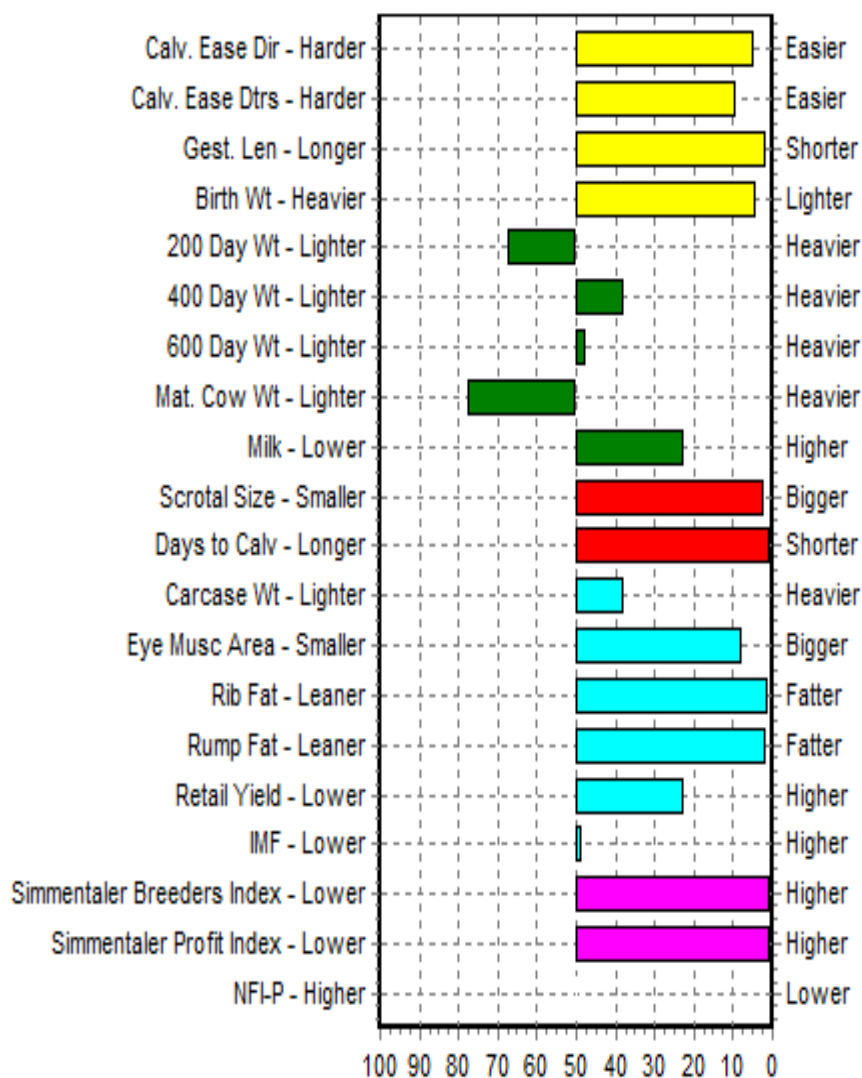
Note: (a/bbb)= number of calvings/Inter Calving Period (days)

Average of Econotech herd: ICP = 376

# ECONOTECH SIMMENTALER SEEDSTOCK PRODUCER

## Simmentaler EBV Graph for ECONOTECH ECONOTECH DAN

### EBV Percentiles for ECONOTECH ECONOTECH DAN

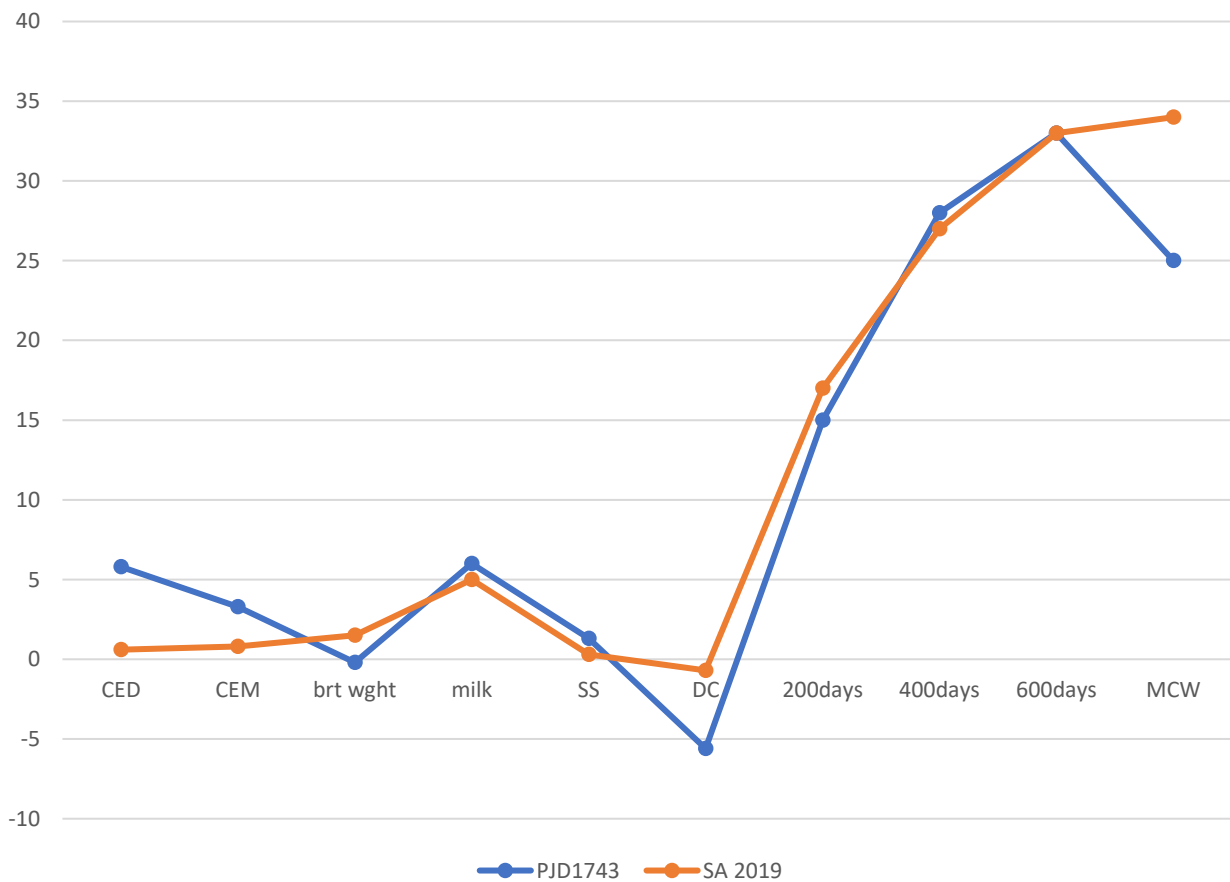


50th Percentile is the Breed Avg. EBVs for 2019 Born Calves

# ECONOTECH SIMMENTALER SEEDSTOCK PRODUCER

	REPRODUCTION						GROWTH			REPRO	ECONO INDEXES	
	CE D	CEM	brt wght	milk	SS	DC	200day s	400day s	600day s	MCW	SBI	SPI
PJD1743	5.8	3.3	-0.2	6	1.3	-5.6	15	28	33	25	787	660
% of SA 2019 crop	5%	10%	5%	20%	5%	1%	65%	40%	50%	80%	1%	1%
SA 2019	0.6	0.8	1.5	5	0.3	0.7	17	27	33	34	484	474

**ECONOTECH SIMMENTALER SEEDSTOCK PRODUCER: DAN, PJD1743: High reproduction and bender of growth curve**



## **Formidable reproduction traits and growth curve bender**

Dan is a prime example of how to achieve a high reproduction rate. This culminates in a Days to Calving (DC) of -5.6 (in top 1%). He is also a great growth curve bender with his 400day growth above average (top 40% of SA 2019 crop), while his MCW is only in the lower 20%. In total Dan shares his very high economic indexes with only 1% of the SA 2019 crop.



